




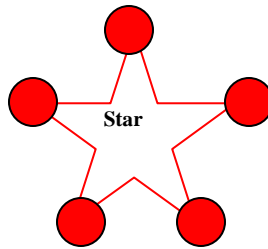




# “Blasted Blaylock Brothers”

## Stage 1

10 Pistol, 10 Rifle, 4 Shotgun



**Pos. B**

**Pos. A**

**Story:** You are the Sheriff of the town of Big Lick. You just received a telegraph from Fincastle warning you of the approach of the Blaylock Brothers. The Blaylock Brothers are wanted in several eastern states for the murder of over 30 men. They have been convicted for murder more than once, only to escape before their hanging. They even survived a gun fight with you just last year! These two are bad news and just as you go out to warn the town, the shooting starts. It seems the Blaylock Brothers beat the telegraph to town!

**You will need:** Two pistols loaded with 5 rounds each with hammer down over empty chambers in your holsters. A shotgun, empty with action open on the rest with at least 4 rounds on your person. A rifle on the rest with 10 rounds in the magazine.

**Directions:** Start standing at “A” with both hands on your pistols. When ready, yell “Blasted Blaylocks!”

**At the Signal:** Pick up your shotgun and load and knock down the 4 shotgun targets. Set the shotgun on the rest and...

Pick up your **rifle** and double tap the left two rifle targets and then triple tap the right two rifle targets. Set down the rifle and move to position B, and...

Draw your first pistol and engage the left target with two rounds and the right target with 3. Holster and do it again with your second pistol.

(The Texas Star is not used in this stage)