




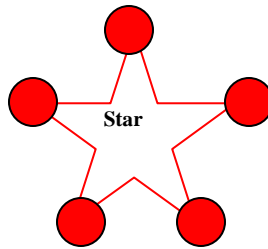




“Twinkle, Twinkle”

Stage 2

10 Pistol, 8 Rifle, 4 Shotgun



Pos. B

Pos. A

Story: After taking care of the Blaylock Brothers you decide to take a few days off. As you are sitting by the fire looking at the stars, you see a shooting star. Just as you make a wish, a big ole grizzly bear rushes into camp. It is time for some quick stepping and fast shootin'!

You will need: Two pistols loaded with 5 rounds each with hammer down over empty chambers in your holsters. A shotgun, empty with action open on the rest with at least 4 rounds on your person. A rifle on the rest with 10 rounds in the magazine.

Directions: Start standing at “A” with your hat in both hands over your chest looking into the sky. When ready, sing “Twinkle, Twinkle Little Star”.

At the Signal: Pick up your **rifle** and engage the rifle targets in this order: Top Left, Top Right, Bottom Left, Bottom Right, Top Left, Bottom Left, Top Right, Bottom Right. Set the rifle on the rest and...

Pick up your shotgun and knock down the four shotgun targets. Set the shotgun on the rest and move to position “B”...

Using your pistols, per your shooting style, engage the Texas Star until all plates are knocked down. Alternate any remaining rounds between the other two pistol targets. Misses are any remaining plates on the Texas Star or any misses on the two standard pistol targets.