



After My Supper!

Stage 4


10 Pistol, 10 Rifle, 4 Shotgun



R-1




R-2




R-3




S-1




S2




P1




P2



P3



S3



S4

Position A

Story: Dealing with the Hawpatch Kid has worked up your appetite so you go back into the saloon for something to eat. As you gobble down the beans, the Kids “old man”, Ole Raisin, calls you out. What is it with this family? You tell him you will deal with him after supper!

You will need: Two pistols loaded with 5 rounds each with hammer down over empty chambers in your holsters. A rifle loaded with 10 rounds, with hammer down over an empty chamber on the rest. A shotgun, empty with action open, on the rest, with at least 4 rounds on your person.

Directions: Start with a knife in one hand and a fork in the other. When ready, say “I’ll deal with you, AFTER I finish my supper!”.

At the Signal: Set down the knife and fork and draw your first pistol and engage the pistol targets in the following order, P1,P1, P2, P3, P3. Holster and draw your second pistol and do it again. Holster, and ...

Pick up your rifle and engage the rifle targets just as with the pistols, R1, R1, R2, R3, R3, R1, R1, R2, R3, R3. Set down the rifle and...

Pick up your shotgun and knock down the four shotgun targets.

Take your firearms to the unloading table, muzzle up.