


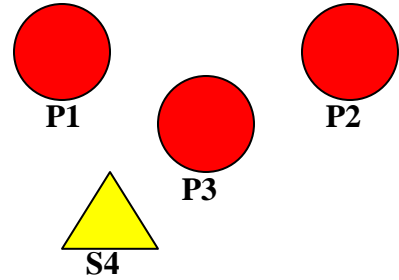
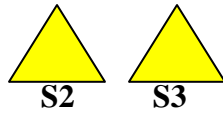
I See You!

Stage 6

10 Pistol, 10 Rifle, 4 Shotgun



R2



Pos. A

Pos. B

Pos. C

Start

Story: After all the shootin', its gets real quiet and real dark...you decide to move away from the fire and take a look around. You take your lantern and investigate the shadows. It doesn't take long before the shooting starts again!

You will need: Two pistols loaded with 5 rounds each with hammer down over empty chambers in your holsters. A rifle loaded with 10 rounds, with hammer down over an empty chamber on the rest at A. A shotgun, empty with action open, on the rest at A.

Directions: Start with both hands on the lantern held at head height. When ready, yell "I see you!"

At the Signal: Place the lantern on the hook and move to position A and pick up Shotgun and knock down S1. Set the shotgun down and pick up the rifle and engage the rifle targets with a continuous Nevada sweep, starting on the left. Set the rifle down and pick up the shotgun and move to position B and knock down S2 and S3. Move to Position C and set the shotgun down and ...

Draw your first pistol and engage the pistol targets with a Nevada Sweep starting on the left. Holster and do it again with your second pistol. Holster and...

Pick up your shotgun and knock down S4.

Take your firearms to the unloading table, muzzle up.