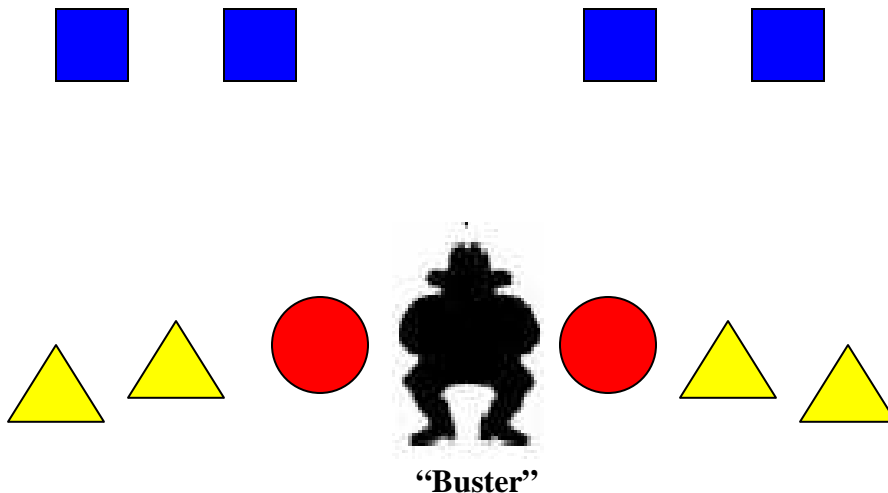


# “A Long Winter’s Night”

## Stage 1

10 Pistol, 10 Rifle and 4 Shotgun



### Pony

**Story:** After a long day of chores in the bitter cold of winter, you settle in for a hot bowl of stew and a long winter’s night. Just as you relax, you hear a commotion out by the barn. A peek out the window reveals Buster and his gang trying to steal your horses. Not having time to dress properly, you sneak out the back to get the drop on ‘em!

**You will need:** Two pistols loaded with 5 rounds each with hammer down over empty chambers in your holsters. A shotgun, empty with action open, on the pony, with at least 4 rounds on your person. A rifle loaded with 10 rounds on the pony.

**Directions:** Start standing at the pony wringing your cold hands. When ready say, “Brrrrrr, its cold!”

**At the Signal:** With your pistols, per your shooting style, engage buster with the first 5 rounds then alternate the remaining 5 rounds on the other two pistol targets. Holster, and ...

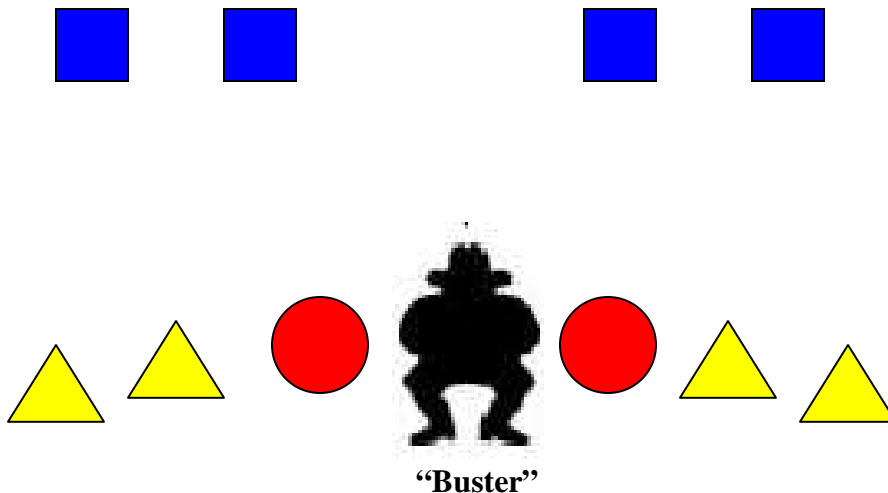
Pick up your rifle and engage the 4 rifle targets with 10 rounds. Restage your rifle, and ...

Pick up your shotgun and knock down the 4 shotgun targets.

# “Busting Buster”

## Stage 2

10 Pistol, 10 Rifle and 4 Shotgun



### Pony

**Story:** In the dark of the night, with the bone chilling cold making your teeth chatter, you didn't hit a darn thing and Buster and his gang got away with several of your horses. You set out after them the next day and find them holed up in a box canyon. You try to pick a few off with your rifle first then draw your hoglegs.

**You will need:** Two pistols loaded with 5 rounds each with hammer down over empty chambers in your holsters. A shotgun, empty with action open, on the pony, with at least 4 rounds on your person. A rifle loaded with 10 rounds on the pony.

**Directions:** Start standing at the pony wringing your cold hands. When ready say, “Dag nab it, its cold!”

**At the Signal:** Pick up your rifle and engage the 4 rifle targets with a continuous Nevada sweep starting on the left. Restage your rifle and...

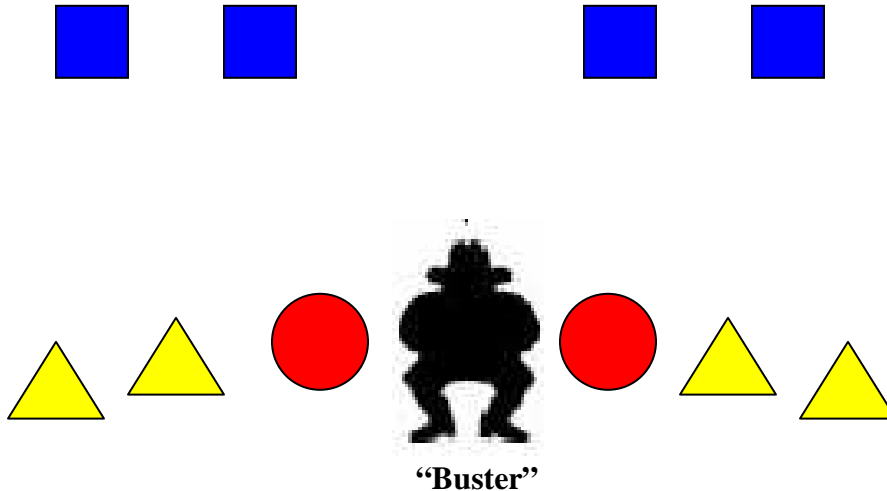
Draw your first pistol and engage the three pistol targets with a Nevada Sweep starting on the left. Holster and do it again with your second pistol. Holster and ...

Pick up your shotgun and knock down the 4 shotgun targets.

# “Buster is a Tough One”

## Stage 3

10 Pistol, 10 Rifle and 4 Shotgun



### Pony

**Story:** I guess when you are holed up in a box canyon with no way out, you are motivated to fight. Buster and his gang put up a fierce battle. Buster just seems to absorb all the lead you throw his way. Keep pouring it to him!

**You will need:** Two pistols loaded with 5 rounds each with hammer down over empty chambers in your holsters. A shotgun, empty with action open, on the pony, with at least 4 rounds on your person. A rifle loaded with 10 rounds on the pony.

**Directions:** Start standing at the pony wringing your cold hands. When ready say, “Buster, I’ve got you now”

**At the Signal:** Draw your first pistol and engage the three pistol targets in this order one on the left, three in Buster and one on the right. Holster and do the same with your second pistol. Holster and...

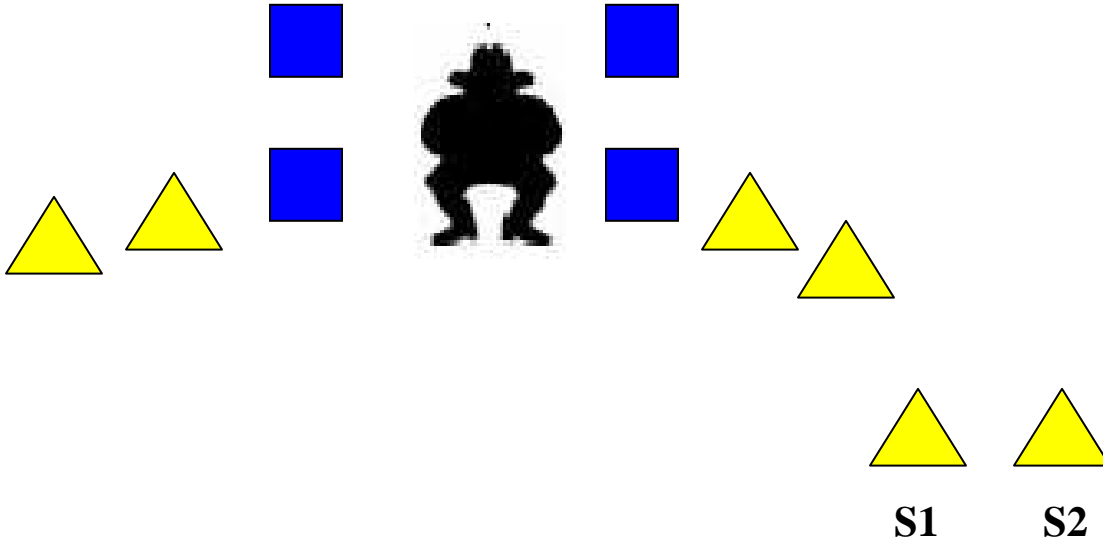
Pick up your rifle and engage the 4 rifle targets in this order R1, R2, R2, R3, R3, R3, R4, R4, R4, R4, starting on the left.

Pick up your shotgun and knock down the 4 shotgun targets.

# Time to warm up!

# Stage 4

10 Pistol, 10 Rifle, 4 Shotgun



“B”

“A”

**Story:** Right smack dab in the middle of winter and you have to form a posse and get after the bank robbers. As miserable cold as it is you give your posse simple instructions, “Shoot the big guy first and often, but don’t forget about the others!”

**You will need:** Two pistols loaded with 5 rounds each and hammer down on empty chambers in your holsters. A rifle loaded with 10 rounds with hammer down over an empty chamber on the rest at “A”. A shotgun on the rest at “B” with at least 4 rounds on your person.

**Directions:** Start at “A”, wringing your cold hands. When ready say “Big guy first!”

**At the Signal:** Pick up your rifle and engage the 5 targets with 10 rounds, at least once each, starting with the “Big Guy”. Set down the EAO rifle and move to “B”.

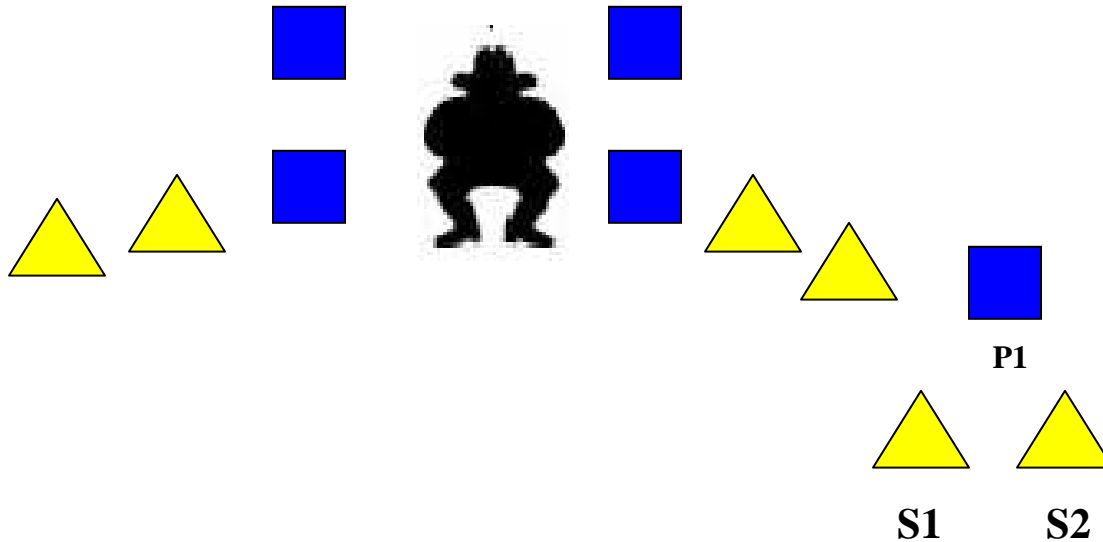
Using your two pistols, per your shooting style, engage the 5 targets with 10 rounds, as instructed for the rifle. Holster, and ...

Pick up your shotgun and knock down the 4 shotgun targets. (S1 and S2 are not used in this stage)

# Retreat!

# Stage 5

10 Pistol, 10 Rifle, 4 Shotgun



“B”

“A”

**Story:** Only 5 bandits robbed the bank, but are many more in the gang! You and your posse charged in with guns a blazing only to discover you were badly outnumbered. You may be called chicken, but at least you won't be called DEAD! Retreat!

**You will need:** Two pistols loaded with 5 rounds each and hammer down on empty chambers in your holsters. A rifle loaded with 10 rounds with hammer down over an empty chamber on the rest at “A”. A shotgun on the rest at “B” with at least 4 rounds on your person.

**Directions:** Start at “B”, wringing your cold hands. When ready say “Retreat!”

**At the Signal:** With your first pistol, engage the 5 targets with one round each. Holster, and...

Pick up your shotgun and knock down the 4 shotgun targets. (S1 and S2 are not used in this stage) Set the shotgun back on the rest at “B” and move to “A”.

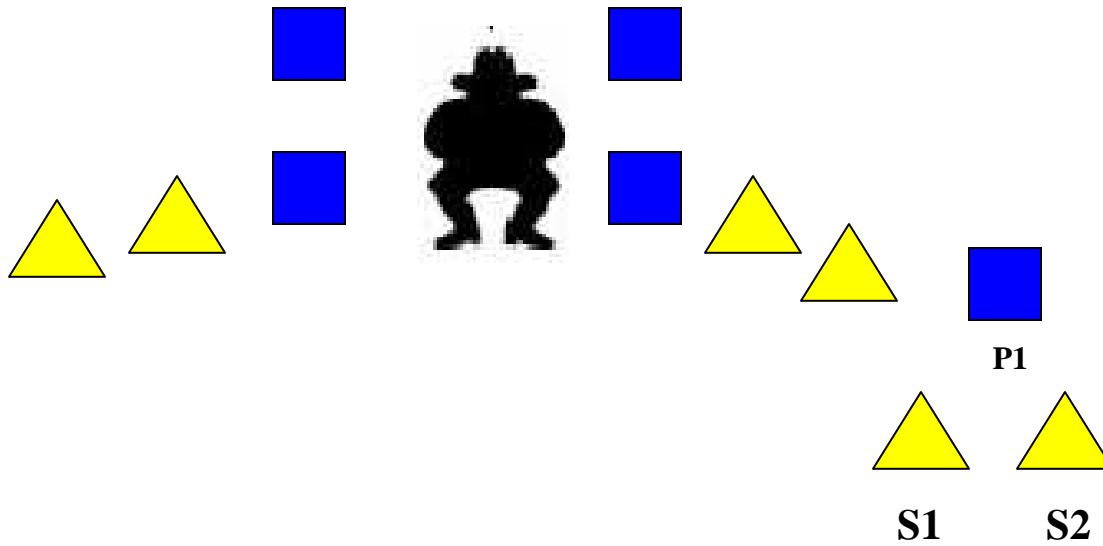
Pick up your rifle and engage the 5 targets with 10 rounds, at least once each, starting with the “Big Guy”, no double taps. Set down the EAO rifle, and...

Draw your second handgun and engage P1 with all five rounds.

# Now, Charge!

# Stage 6

10 Pistol, 10 Rifle, 6 Shotgun



“B”

“A”

**Story:** Your retreat bought you the time you needed. You have reloaded and are ready to finish the job. Charge!

**You will need:** Two pistols loaded with 5 rounds each and hammer down on empty chambers in your holsters. A rifle loaded with 10 rounds with hammer down over an empty chamber on the rest at “A”. A shotgun on the rest at “A” with at least 6 rounds on your person.

**Directions:** Start at “A”, wringing your cold hands. When ready say “Charge!”

**At the Signal:** Pick up your rifle and engage the 5 targets with 10 rounds, by double tapping each target. Return the EAO rifle to the rest and...

Pick up your shotgun and knock down S1 and S2. With your cleared shotgun, move to “B” and knock down the other 4 shotgun targets. Set the Shotgun on the rest, and...

With your pistols, per your shooting style, engage the targets with 10 rounds by double tapping each target. (P1 is not used in this stage).