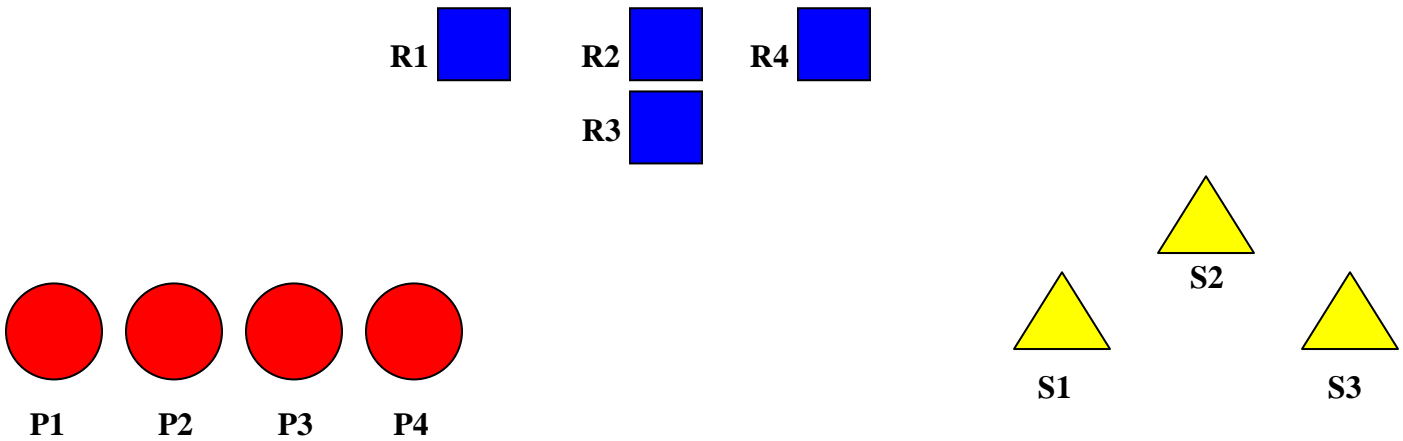


Stage 1

A Trip to Town

10 Pistol, 10 Rifle and 3 Shotgun



Pony

Story: You are the oldest of 4 children. Pa has gone to Texas on a long cattle drive. Ma is in a family way and it's up to you to go to town and get provisions. On the way to town Dapper Dan and his gang bushwhack you to steal the 3 dollars you have to spend at the general store. You would rather fight than run.

You will need: Two pistols loaded and holstered. A shotgun staged on the horse, with at least 3 rounds on your person. A rifle loaded with 10 rounds and staged on the horse.

Directions: Start standing at the pony with both hands on your hat. When ready, say: "I've got more lead than money!"

At the Signal, engage the pistol targets with 1 round on P1, 2 rounds on P2, 3 on P3 and 4 on P4, holster and...

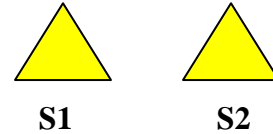
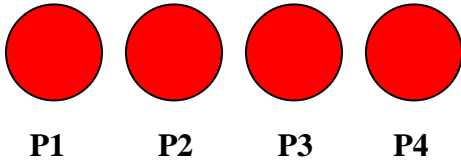
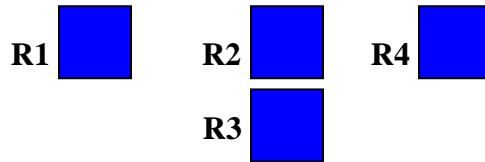
Pick up your rifle and engage the rifle targets in this order, R1, R2, R3, R4, R2, R3, R1, R2, R3, R4, put rifle safely back on horse and ...

Pick up your **shotgun** knock down the 3 shotgun targets.

Stage 2

Heading Home

10 Pistol, 10 Rifle and 2 Shotgun



Pony

Story: You spent all your money but didn't get quite all you needed cause you had to get more ammo, thanks to Dapper Dan. As you leave town, you notice a band of renegades sizing you up from afar. You know they want your supplies and probably your scalp too. You work your way to higher ground and get the sun to your back before they attack. The advantage is yours.

You will need: Two pistols loaded and holstered. A shotgun staged on the horse, with at least 2 rounds on your person. A rifle loaded with 10 rounds and staged on the horse.

Directions: Start standing at the pony with both hands by you sides. When ready, say: "Dumb Renegades."

At the Signal, Pick up your rifle and engage the rifle targets with 3 rounds on R1, 2 on R2, 2 on R3, and 3 on R4, put rifle safely back on horse and...

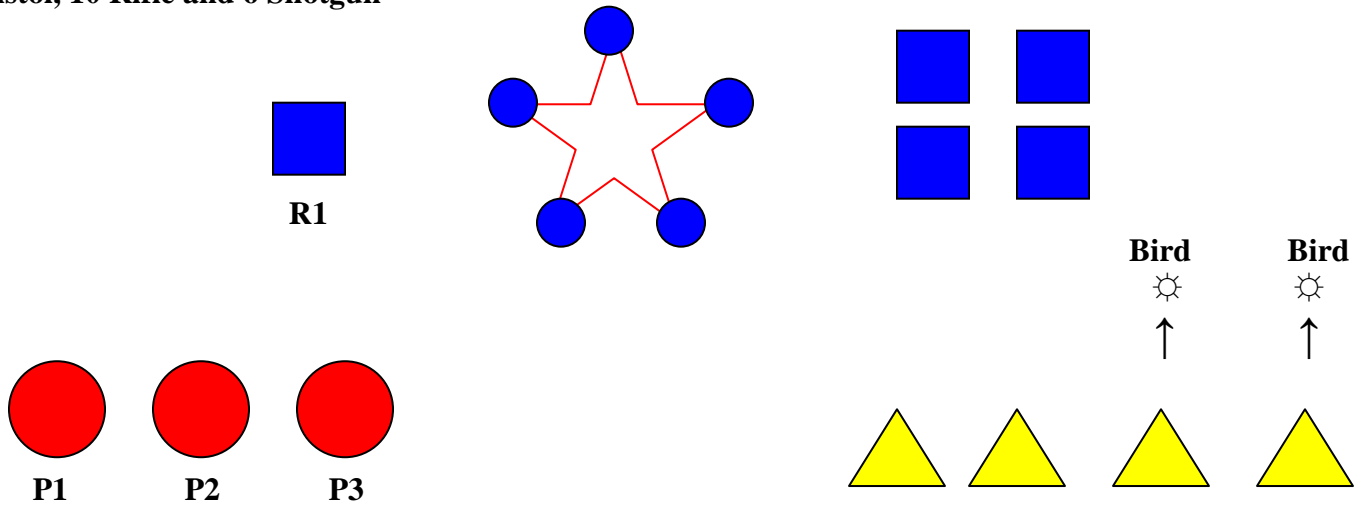
Engage the pistol targets the same as the rifle, holster and...

Pick up your **shotgun** knock down the 2 shotgun targets.

Stage 3

Something Extra for Supper

10 Pistol, 10 Rifle and 6 Shotgun



Pony

Story: As you continue home, you decide to leave the road and take a shortcut through seldom-used forest. As you approach a beautiful clearing, you see squirrels, rabbits and some young turkeys. You have to decide which to shoot first.

You will need: Two pistols loaded and holstered. A shotgun, empty with action open, and at least 6 rounds on your person. A rifle loaded with 10 rounds.

Directions: Start standing at the pony with either your rifle or your shotgun at cowboy port arms. The other is staged on the horse. When ready, say: "We're going to eat good tonight!"

At the Signal: With the chosen long gun, engage the targets as follows; With the rifle, shoot 2 targets off the star, then engage R1 with 1 round. Shoot 2 more targets off the star, and engage R1 with 1 round. Shoot the last target off the star and dump any remaining rounds on R1... With the shotgun, engage the 4 shot gun targets in any order. Birds must be engaged...

Pistols are shot last and in this order...P1, P2, P1, P2, P3, P1, P2, P1, P2, P3.

Targets left on the star after 10 rounds are counted as misses.

Birds are 5 second bonuses each.



Stage 4

Wolves

10 Pistol, 10 Rifle and 2 Shotgun



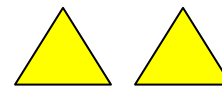
R1



P1

P2

P3



S1

S2

Pony

Story: You done pretty good shooting, getting enough fresh meat to add to the staples you got in town. But, as you walk around the clearing to pick up your bounty, you see you are not alone. A pack of wolves are circling around to take your bounty and maybe you too.

You will need: Two pistols loaded and holstered. A shotgun, staged on the horse and at least 2 rounds on your person. A rifle loaded with 10 rounds and staged on the horse.

Directions: Start standing at the pony with both hands on your pistols. When ready, say: "Come and get it!"

At the Signal: Per your shooting category, engage the pistol targets with two Nevada sweeps, starting with P1 each time, holster...

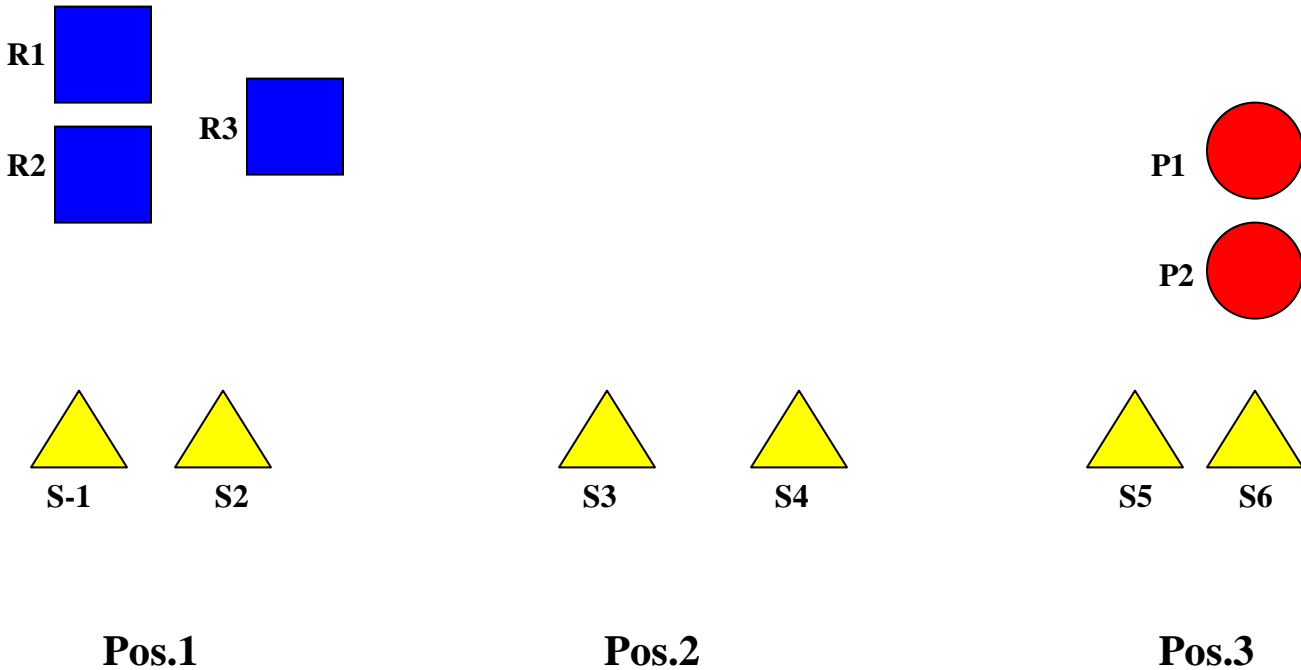
Pick up your rifle and double tap the 5 rifle targets in any order, make rifle safe on horse and...

Pick up your shotgun and knock down S1 and S2.

Stage 5

The Bridge

10 Pistol, 9 Rifle, 6 Shotgun



Story: As you come out of the forest and draw near to the bridge crossing a large stream, you again see Dapper Dan and what's left of his gang. They're sitting on the bank, after cleaning up and patching up after their last encounter with you. You must cross the bridge to get home. Being the daredevil you are, you decide to run the gauntlet. After all, they shoot as slow as they think.

You will need: Two pistols loaded and holstered. A rifle loaded with 9 rounds, and staged at position 1. A shotgun, staged at position 1, with at least 6 rounds on your person.

Directions: Start at position 1 with both hands by your sides. When ready, say "Feet don't fail me now!".

At the Signal: Pick up your rifle and triple tap the 3 rifle targets. Set down the rifle, and...

Pick up shotgun and knock down the 2 shotgun targets. Move to position 2 and knock down the 2 targets. Move to position 3, knock down the 2 remaining shotgun targets, make shotgun safe and...

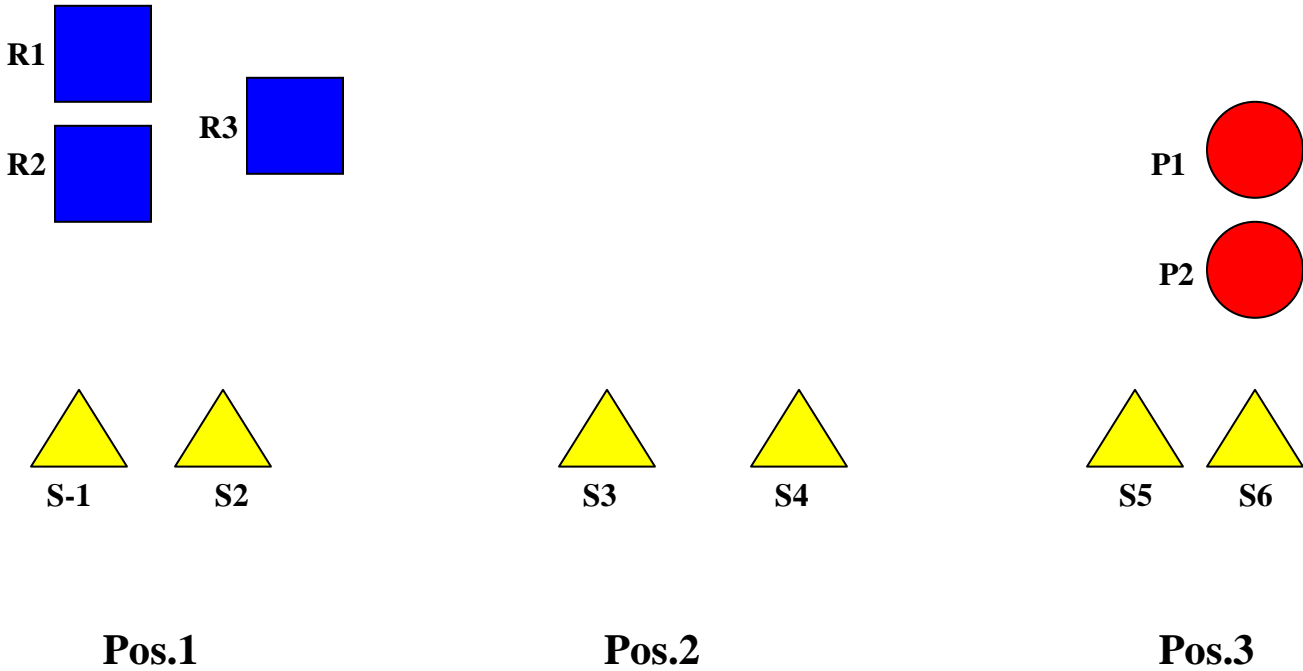
Draw first pistol and shoot 5 rounds on the 2 pistol targets, (No double taps). Draw second pistol and shoot 5 rounds on the 2 targets, (No double taps).

NOTE: Watch muzzle direction when moving with shotgun. (Especially left handers)

Stage 6

Instant Replay

10 Pistol, 9 Rifle, 6 Shotgun



Story: Talk about THINKING SLOW, you forgot to take your supplies with you. Now you've got to go back and get your supplies and finish off Dapper Dan's gang so you can get home before mama gets worried.

You will need: Two pistols loaded and holstered. A rifle loaded with 9 rounds, and staged at position 1. A shotgun, staged at position 3, with at least 6 rounds on your person.

Directions: Start at position 3 with both hands on the table. When ready, say "One more time!"

At the Signal: Draw pistols and alternate 10 rounds on the 2 targets, holster and...

Pick up shotgun and knock down the 2 shotgun targets. Move to position 2 and knock down the 2 targets. Move to position 1 and place shotgun on table and...

Pick up rifle and put 9 shots on the 3 rifle targets, (No double taps). Make rifle safe and...

Pick up shotgun and knock down the 2 remaining shotgun targets.

NOTE: Watch muzzle direction when moving with shotgun. (Especially right handers)