


# “Welcome to the Ranch”

# Stage 1


10 Pistol, 9 Rifle, 4 Shotgun




R-1




R-2




R-3



R-4




R-5




S-1




S-2




P-1




P-2



P-3



S-3



S-4

## Fence

**Story:** You just rode back to the ranch for some lunch, when a wagon pulls up with a weary family from back east. Being neighborly, you offer to share your beans with ‘em. They graciously accept and you sit down for lunch. As you finish your beans, you hear a ruckus from outside. It is the pack of wild dogs that have been roaming the hills, and they are after your newborn calves. You grab your rifle and have at ‘em!

**You will need:** Two pistols loaded with 5 rounds each with hammer down over empty chambers in your holsters. A rifle loaded with 9 rounds, with hammer down over an empty chamber, in your hands. A shotgun, empty with action open, staged on the rest, with at least 4 rounds on your person.

**Directions:** Start with rifle in both hands at “Port Arms”. When ready, yell at the dogs.

**At the Signal:** With your **rifle**, engage the rifle targets with a Nevada Sweep, starting on the left (R1,R2,R3,R4, R5,R4,R3,R2,R1)...

Draw your **first pistol** and engage the pistol targets with a Nevada sweep, starting on the left (P1,P2, P3,P2,P1). Holster and draw your second pistol and engage the pistol targets with a Nevada sweep, starting on the right (P3,P2,P1,P2,P3). Holster...


Pick up your **shotgun** and knock down the four shotgun targets.

Take your firearms to the unloading table, muzzle up.


# “Give ‘em a Try!”

## Stage 2


10 Pistol, 10 Rifle, 4 Shotgun




R-1



R-2




R-3




R-4




R-5




S-1




S-2




P-1




P-2



P-3



S-3



S-4

### Fence

**Story:** After seeing you take care of the wild dogs, your new friends comment about your shootin’ irons. You find out that they are gunsmiths from back east. You set up some targets and you both give ‘em a try.

**You will need:** Two pistols loaded with 5 rounds each with hammer down over empty chambers in your holsters. A rifle loaded with 10 rounds, with hammer down over an empty chamber on the rest. A shotgun, empty with action open, staged on the rest, with at least 4 rounds on your person.

**Directions:** Start facing the targets with both hands touching your hat. When ready, say “Watch this!”

**At the Signal:** Draw your **first pistol** and engage the pistol in the following order: P1,P1,P3,P3,P2. Holster, draw your **second pistol** and engage the pistol targets again in the same order as before. Holster...

Pick up your **Rifle** and engage the rifle targets by sweeping them left to right, twice. Set down the rifle...


Pick up your shotgun and knock down the four shotgun targets.

Take your firearms to the unloading table, muzzle up.


# “Sweeping up the Saloon”

## Stage 3


10 Pistol, 8 Rifle, 4 Shotgun




R-1




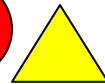






R-2



R-3



R-4



### Bar

**Story:** It has been a long night at the saloon. You just ran off the last customer and are trying to clean up the place. You are sweeping up the trash when a different kind of trash comes in looking for trouble. It is Black Bart and his gang. You are tired and ill tempered after a long day and try to politely tell them that you are closed. The “trash” pulls their guns and it is on!

**You will need:** Two pistols loaded with 5 rounds each with hammer down over empty chambers in your holsters. A rifle loaded with 8 rounds, with hammer down over an empty chamber on the rest. A shotgun, empty with action open, staged on the rest, with at least 4 rounds on your person.

**Directions:** Start with both hands on the broom as if you are sweeping, when ready say, “I’m sorry, we’re closed!”...

**At the Signal:** Draw your **first pistol** and sweep the pistol targets from left to right (P1,P2,P3,P4,P5). Holster and draw your second pistol and sweep ‘em again from right to left (P5,P4,P3,P2,P1). Holster...

Pick up your **Rifle** and sweep the rifle targets from left to right, then from right to left. Set down the rifle...


Pick up your **shotgun** and knock down the shotgun targets

Take your firearms to the unloading table, muzzle up.

# “Make mine a Double!”

## Stage 4


10 Pistol, 8 Rifle, 4 Shotgun



R-1











R-2



R-3



R-4



### Bar

**Story:** After taking care of the trash, you finish cleaning up the saloon. Just as you are getting ready to lock the door, an old friend walks us and offers to buy you a drink. Even though you are tired, you decide to take him up on it. He tells you that he'll do the honors and you tell him “make mine a double”. Just then the rest of Black Bart's gang storms in and it is on, again!

**You will need:** Two pistols loaded with 5 rounds each with hammer down over empty chambers in your holsters. A rifle loaded with 8 rounds, with hammer down over an empty chamber on the rest. A shotgun, empty with action open, staged on the rest, with at least 4 rounds on your person.

**Directions:** Start holding the cup in both hands. When ready say, “Make mine a double!”

**At the Signal:** With your pistols, per your shooting style, engage the 5 pistol targets by double tapping them from left to right. Holster, and...

Pick up your **Rifle** and double tap the rifle targets from left to right R1,R1,R2,R2,R3,R3,R4,R4. Set down the rifle...














Pick up your **shotgun** and knock down the shotgun targets.

Take your firearms to the unloading table, muzzle up.

# Who's Out There?

## Stage 5

10 Pistol, 10 Rifle, 4 Shotgun



### Fence

**Story:** After bedding the herd for the night, you are playing cards with Boss, Mose and Button. You notice Button “cheating” but he’s just a kid and you decide to deal with him later. You hear something spook the herd and you take the lantern out to investigate. As you holler “Who’s out there?” you see the pack of wolves stalking the herd. You pick up your rifle and have at ‘em!

**You will need:** Two pistols loaded with 5 rounds each with hammer down over empty chambers in your holsters. A rifle loaded with 10 rounds, with hammer down over an empty chamber, staged on the rest. A shotgun, empty with action open, staged on the rest, with at least 4 rounds on your person. A lantern in your hands.

**Directions:** Start at the rifle rest with both hands holding the lantern high out in front of you. When ready, say “Who’s out there?” ...

**At the Signal:** Set down the lantern and pick up your **rifle**, and engage the rifle targets in the following order: Outside, other outside, inside, other inside, center, center, inside, other inside, outside, other outside. Set down the rifle and ...

Draw your **first pistol** and shoot engage the pistol targets outside, other outside, inside, other inside, center. Holster and draw your **second pistol** and engage the pistol targets in this order: center, inside, other inside, outside, other outside. Holster and move to the shotgun...


Pick up your **shotgun** and engage the two outside shotgun targets, then knockdown the two inside shotgun targets.

Take your firearms to the unloading table.


# Indian Surprise!

# Stage 6


10 Pistol, 10 Rifle, 4 Shotgun




R-1




R-2




R-3



R-4



R-5



## Fence

**Story:** The heavy rains have caused the wagon to get stuck. It is up to you to dig it out. As you are shoveling away, an Indian war party surprises you and you have to use the shovel and your guns to defend yourself!

**You will need:** Two pistols loaded with 5 rounds each with hammer down over empty chambers in your holsters. A rifle loaded with 10 rounds, with hammer down over an empty chamber, staged on the rest. A shotgun, empty with action open, staged on the rest, with at least 4 rounds on your person. A shovel in your hands.

**Directions:** Start with both hands on the shovel as if you are digging. When ready, holler out in surprise...

**At the Signal:** Drop the shovel and pick up your **shotgun** and knock down the two outside shotgun targets. Set down the shotgun and ...

With your pistols, per your shooting style, sweep the pistol targets from left to right twice. Holster and ...

Pick up your **rifle** and sweep the rifle targets from left to right twice. Set down the rifle...

Pick up your **shotgun** again and knock down two remaining shotgun targets.

Take your firearms to the unloading table.