

Scenario #1

10 Pistol, 10 Rifle, 20 Shotgun

WATER, WATER, EVERYWHERE!

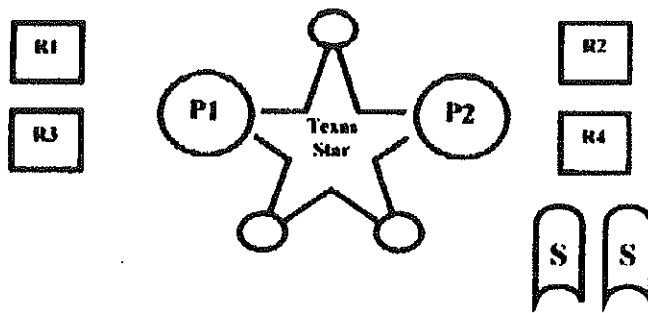
Being a Texas Ranger is tough. One man is expected to do the job of 12. Jose Warren has been riding towns in southern Texas, leading, burning and killing for over a year now. You were dispatched to bring him back to court and he branged of course. Well, at least bring the bodies back. After trailing Jose Warren and his 4 thieving, murdering brothers for 2 weeks, you've finally caught up with them. It's a cool morning as you sneak up on them at the watering hole. It's now or they will cross the desert to parts unknown. They have gotten lax and overly self-confident and have holed up here resting for too long. You see their canteens filled and bring up to cool 'em they start cross the desert. Once you fill your canteens, it's time to empty theirs.

DIRECTIONS

Both pistols loaded with 5 rounds each and holstered. Rifle loaded with 10 rounds and staged on the horse. Shotgun staged on the horse with 7 rounds on your person.

Start behind the horse with rifle in your hand. When ready say "THE NAME'S ROSS LAREDO, AND I'M TAKIN' YOU TO OKLAHOMA, REAR!". At the buzzer, double up the top rifle targets and triple up the bottom rifle targets. Single stage the rifle and... with your pistols, get your shooting eyes on... off the 500's as Star targets. Alternate any remaining rounds between P1 and P2. Holster and... pick up the shotgun, load and knock off any remaining Star targets, then knock down the two shotgun targets.

NOTE: Misses on Star targets don't count. But misses on P1 & P2, and any targets that are left on Star at end of shooting string will be counted.



Scenario # 2

10 Pistol, 10 Rifle, 2+ Shotgun

YOU CAN'T MISS WITH THESE GUNS

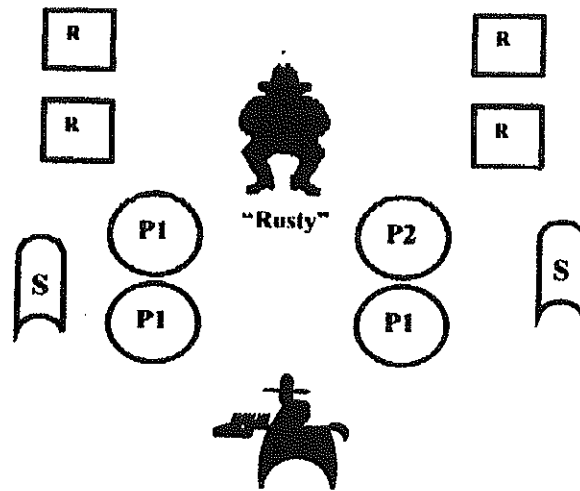
After bringing in Mad Dog Hardin, and securing him in jail, it's off to Betty Ray's Parlor for your monthly bath and some socializing. Even a Texas Rangers get a day off every now and then. A bath and fresh clothes put a spring in your step as you stroll down main street. There's quite a commotion going on down the street and then you hear gun shots. Better get on down there and see what's going on. The General Store just got in a shipment of "73 Winchesters" and "New Colt" pistols. There's folks outback trying them out. You decide to join in and show them some of your "fancy shootin".

DIRECTIONS

Both pistols loaded with 5 rounds each and holstered. Rifle loaded with 10 rounds staged on the horse. Shotgun staged on the horse with 2+ rounds on your person.

Start with 1 hand on your hat and 1 hand on your pistol. When ready say: "THROW THEM PIE PANS UP". At the buzzer, draw your pistols and knock the 5 targets off the star. Dump any remaining rounds on P1 & P2. (No triple taps). Holster pistols and with your rifle, triple tap the left rifle targets and double tap the right rifle targets in any order. Restage rifle and with shotgun, knock any remaining targets off the Star then the 2 knock downs.

NOTE: Misses on Star targets don't count, but misses on P1 & P2 and any targets that are left on the Star at the end of the shooting string, will be counted.



Scenario # 3

10 Pistol, 10 Rifle, 2+ Shotgun

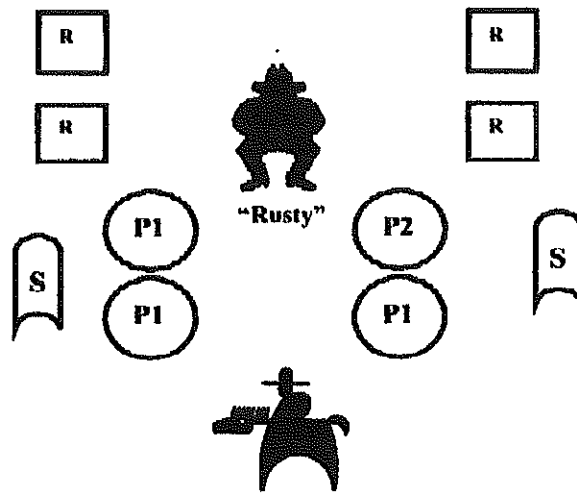
JUSTICE IS SERVED

Walt Russel is a big man. He 's ruthless in a fight and does as he pleases elsewhere. He wanted Joe Conners' farm and water rights but Joe refused to sell. Walt tried just about everything to run Joe off the land. After Walt and some of his hired gunmen burned Joe's barn and rustled Joe's cattle, Walt shot Joe in the back. As a Texas Ranger, you've been sent to bring them to justice. It's early morning and as they are gathered at the ranch eating breakfast, you ride up keeping the sun to your back. You call them out.

DIRECTIONS

Both pistols loaded with 5 rounds each and holstered. Rifle loaded with 10 rounds and staged on the horse. Shotgun is staged on the horse with at least 2 rounds on your person.

Start behind the horse with both hands on your pistols. When ready say; "WHO WANTS TO DIE HERE AND WHO WANTS TO HANG"? At the buzzer, pick up your rifle and starting on any rifle target, other than Rusty, alternate shots between the rifle targets and Rusty. All rifle targets must be engaged. Restage rifle, pick up shotgun, load and knock down the two shotgun targets. Restage shotgun and with your pistols, engage the pistol target in the same manner as the rifle targets.



Scenario # 4

10 Pistol, 10 Rifle, 2+ Shotgun


THE HUNTED

Life on the trail is tough and lonely. You travel from town to town searching for outlaws who have avoided capture. That "Texas Ranger" Star, you wear on your chest, either gets you welcomed by law abiding citizens or makes you a marked man by those you hunt down. Pecos, Texas is a railtown where cattle drives end next to the railhead. As you sit in your room going through "Wanted" posters, you remember some faces from Main Street earlier in the day. You noticed them watching you, cautiously. It was Matt Sparrow and his brother Hoss. They are wanted in Belton and Brownwood for rustlin, robbery and killin the 2 Sheriffs. Later on, after dinner, it,s time to do a little snooping around so you head down the back alley towards the Livery Stable. Suddenly, you are confronted by Matt Sparrow and Hoss. As you square-off for the gun fight, Matt Sparrow tells you; "Say your prayers, Lawman".

DIRECTIONS

Both pistols loaded with 5 rounds each and holstered. Rifle loaded with 10 rounds and staged on the horse. Shotgun is staged on the horse.

Start behind or beside the horse with hands by your side. When ready say: "AMEN". At the buzzer, draw your pistols and put 2 rounds on "Rusty", then 1 round each on the left 2 pistol targets. Put 2 more rounds on "Rusty" and 1 round each on the 2 right pistol targets. Then 2 more rounds on "Rusty". Holster pistols and, with your rifle, use the same sequence on the rifle targets. Restage rifle and with the shotgun, knock down the 2 shotgun targets.



Scenario #5

10 Pistol, 10 Rifle, 4 Shotgun

WHAT GOES IN, MUST COME OUT

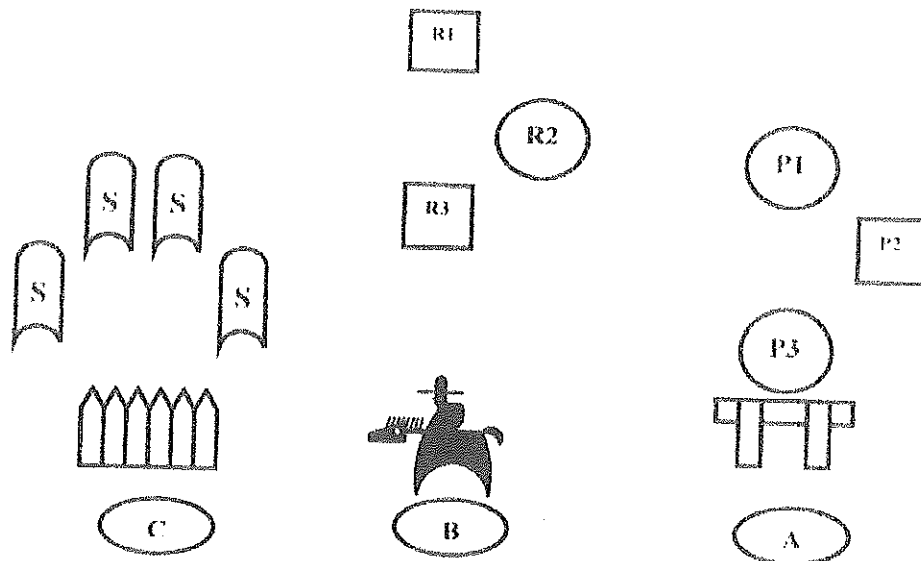
Juan Carlos has been raiding North of the border near Comstock and Del Rio, Texas looting homesteads, towns, banks and even robbing a stage now and then. Then he retreats to his hide-out in Mexico. It's time to put a stop to this looting and killin, so you've traveled South of the border to Juan's hide-out. His hide-out is built in the walls of a box canyon and there's no way to get behind them. But that's OK. They can't get out either. It's been a long wait but you see them coming out for supplies. A few well placed sticks of dynamite will narrow the canyon opening.

DIRECTIONS

Both pistols loaded with 5 rounds each and holstered. Rifle loaded with 10 rounds and staged on horse at position B. Shotgun staged on horse at position B also.

Start at position A with hands on your hips. When ready say; "WHERE'S MY MATCH?" At the buzzer, with your pistols per your shooting style, shoot the 3 pistol targets in this order; P1, P2,P2, P3, P2,P2, P1, P2,P2, P3. Holster pistols. Move to position B and with your rifle, shoot the 3 rifle targets in the same sequence. Safely stage the rifle then pickup your shotgun and move to position C. Load shotgun and knock down the 4 targets.

NOTE: Basketball rule applies on all movement and loading. Watch muzzle direction while moving to position C.



Scenario #6

10 Pistol, 10 Rifle, 4 Shotgun

IF AIN'T OVER, TILL IT'S OVER

Well, even a Texas Ranger can make a mistake now and then. It seems Juan Carlos had more supplies and ammo than you thought. There ain't as many bandits as there were before, but now you're in for the fight of your life.

DIRECTIONS

Both pistols loaded with 5 rounds each and holstered. Rifle loaded with 10 rounds and staged on horse at position B. Shotgun staged on horse at position B also.

Start at position B with both hands out in front of you. (as if striking a match). When ready say: "AH...HA...FOUND MY MATCHES." At the buzzer, pick up your shotgun, move to position C and knock down the 4 shotgun targets. Then return to position B, make shotgun safe, and with your rifle, engage the targets in this order... R1, R2, R2, R3, R3, R1, R2, R2, R3, R3. Make rifle safe on horse and move to position A. With your pistols, engage the pistol targets in the same manner... P1, P2, P2, P3, P3, P1, P2, P2, P3, P3.

NOTE: Basketball rule applies on all movement and loading.... Watch that muzzle.